

PERSPECTIVES OF PASSIVE AND ACTIVE MAGNETIC RESONANCE IN ASTRONOMY

presented by Stanislav Sýkora at

XXII NMR Valtice meeting of Eastern European NMR Discussion Groups

100 000 000 Tesla \Rightarrow ^1H Larmor $\sim 4\text{e}^{15}$ Hz (~ 70 nm, X rays)




Magnetic fields in the Universe

<u>Object</u>	<u>Field</u>	<u>Proton freq.</u>	<u>Electron freq.</u>
INTER-GALACTIC SPACE	1 nT	0.043 Hz	28 Hz
SOLAR WIND at Earth	5 nT	0.22 Hz	140 Hz
INTER-STELLAR CLOUDS	0.1 μ T	4.3 Hz	2.8 kHz
EARTH SURFACE	50 μ T	2.1 kHz	1.4 MHz
SOLAR SURFACE	0.5 mT	21 kHz	14 MHz
MASSIVE STARS	10 mT	430 kHz	280 MHz
SUNSPOTS	0.1 T	4.3 MHz	2.8 GHz
JUPITER SURFACE	0.1 T	4.3 MHz	2.8 GHz
MAGNETIC STARS	1.2 T	51 MHz	34 GHz
OLD NEUTRON STARS	Between white dwarfs and pulsars		
PULSARS	100 MT	4.3e15 Hz	2.8e18 Hz
MAGNETARS	100 GT !!!	4.3e18 Hz	2.8e21 Hz

Magnetic fields of Solar System bodies

- Sun:** plasma vortices with **local magnetic fields** up to **200 mT**
- Mercury:** very, very faint global field
- Venus:** no magnetic field at all
- Earth:** **global field of 0.06 mT**, 1 satellite
- Mars:** no global field, **local magnetic lumps**, 2 satellites
- Jupiter:** **strong global field of 100 mT**, faint dust rings, 63 satellites
- Saturn:** **global field of 3.7 mT**, strong rings, 46 satellites
- Uranus:** **global field of 0.07 mT**, thin dark rings, 27 satellites
- Neptune:** **global field of 0.04 mT**, broken arc rings, 13 satellites
- Pluto:** ???

Magnetic fields of Solar System bodies



Magnetic particles to reckon with

Particle	Spin	γ [MHz/T]
Electron	1/2	-28024.953
Muon	1/2	-135.539
³H Triton	1/2	+45.415
¹H Proton	1/2	+42.577
³He Helion	1/2	-32.434
Neutron	1/2	-29.165
²D Deuteron	1	+6.536

... and all other magnetic nuclides ...

???

**With all those magnetic fields,
and with magnetic particles all around, why
don't we ever hear about**

Magnetic Resonance ?

Excitation & Detection

Present laboratory methods:


- **Magnetic induction** (the most common method)
- **SQUIDS** (superconducting quantum-interference devices)
- **Magnetic force** (mechanical detection)

These are all ruled out

since we are far away from the sample
and the 'samples' are too big

Back to *real* spectroscopy

Passive emission

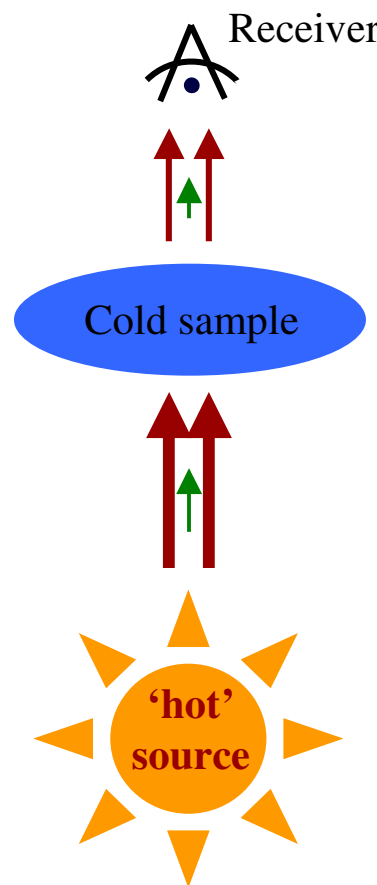


We must separate the desired signal (\rightarrow) from the bulk (\rightarrow)

We need:

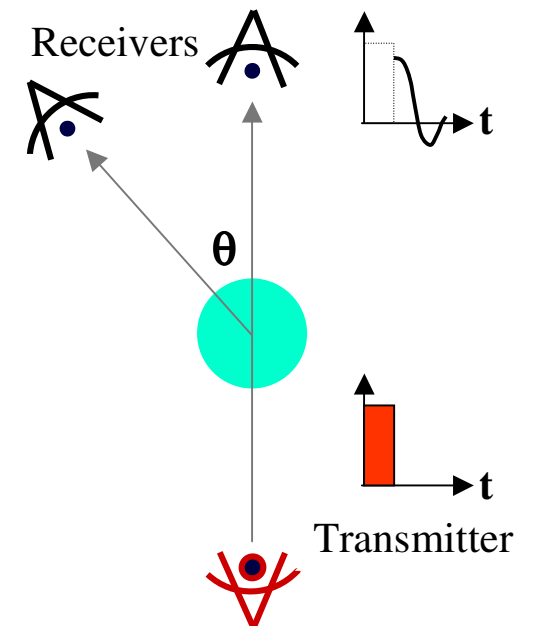
- Special signal features
- Sophisticated receiver

Passive absorption



Dtto

Active absorption Stimulated emission Fluorescence



Here we have also θ and t to play with, but we need more hardware

Historic mystery

**It appears that nobody has ever tried
a plain spectroscopic arrangement to detect MR signals.**

I have found no paper of that type.

Not even a negative report,
nor an analysis why it should or should not work!

I have no explanation of why this is so, except human laziness
(“coils and cavities work, so why bother”)

Detecting & Distinguishing spin radiation

There are lots of interesting objects to look at.

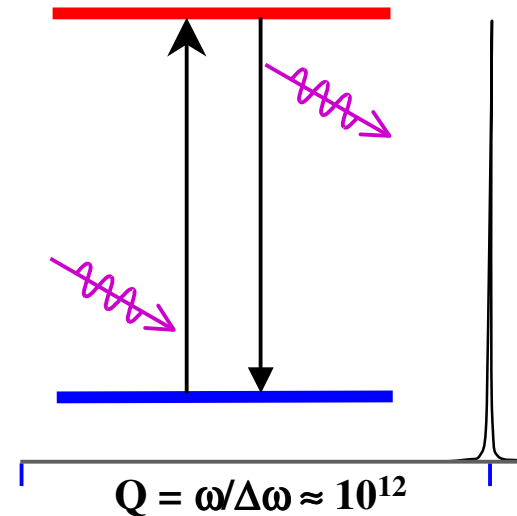
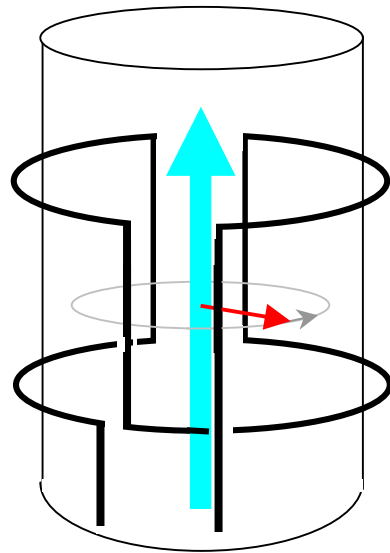
**But how can we detect spin radiation
and discard everything else**

???

This is the most crucial question
(not the cost of a spacecraft)

Theoretical ambivalence:

we have no coherent explanation of the MR phenomenon



CLASSICAL

Technical aspects,
Bloch equations,
etc

HYBRID

Density matrix,
Coherences,
etc

QUANTUM

Sharp Spectral lines,
Coupled spin systems,
etc

For “**explanations**”,
we use what suits us best in any given situation

Properties of spin radiation

Properties which are sure

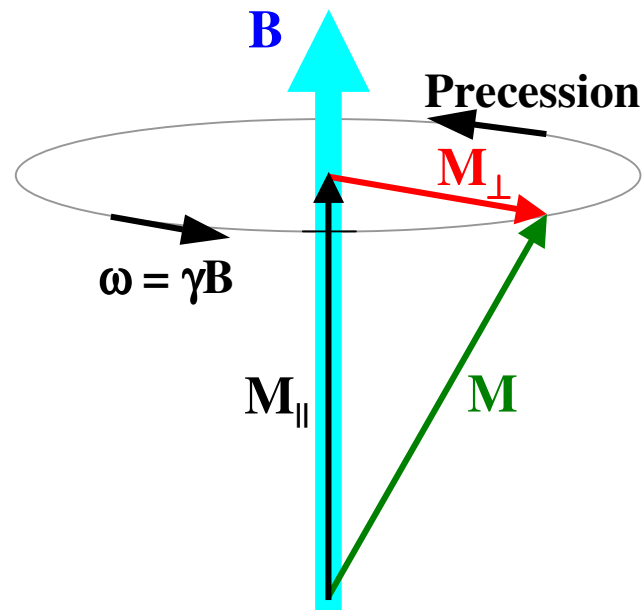
- **Linear frequency(field) dependence**
- **Narrow frequency bands depending on field homogeneity**
- **Re-emission dying out with T_1 , possibly quite slowly**
- **Particle composition fingerprints according to γ -values**

Educated guesses

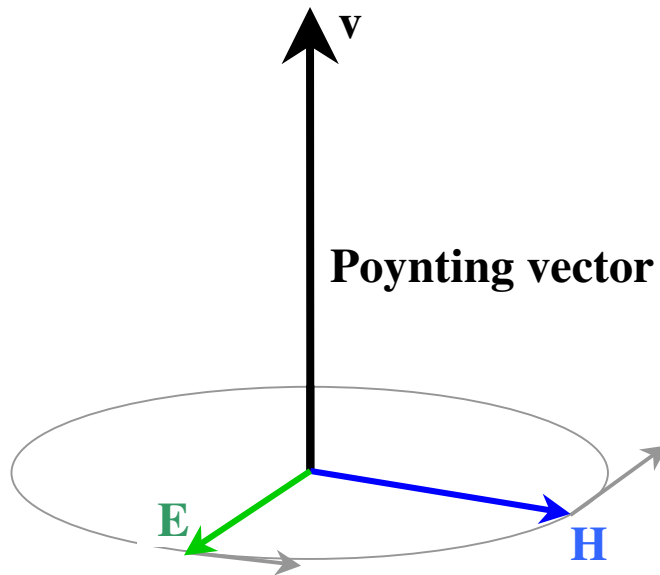
(until real experiments get carried out)

- **Perfect chirality (circular polarization)**
- **Extreme directionality (alignment along the magnetic field)**

Chirality of spin radiation



Directionality of emitted spin radiation



$$\nabla \times \mathbf{E} = -\mu \frac{\partial \mathbf{H}}{\partial t}$$

$$\nabla \times \mathbf{H} = +\varepsilon \frac{\partial \mathbf{E}}{\partial t}$$

$$\nabla \cdot \mathbf{E} = 0$$

$$\nabla \cdot \mathbf{H} = 0$$

$$\mathbf{P} = \mathbf{E} \times \mathbf{H}$$

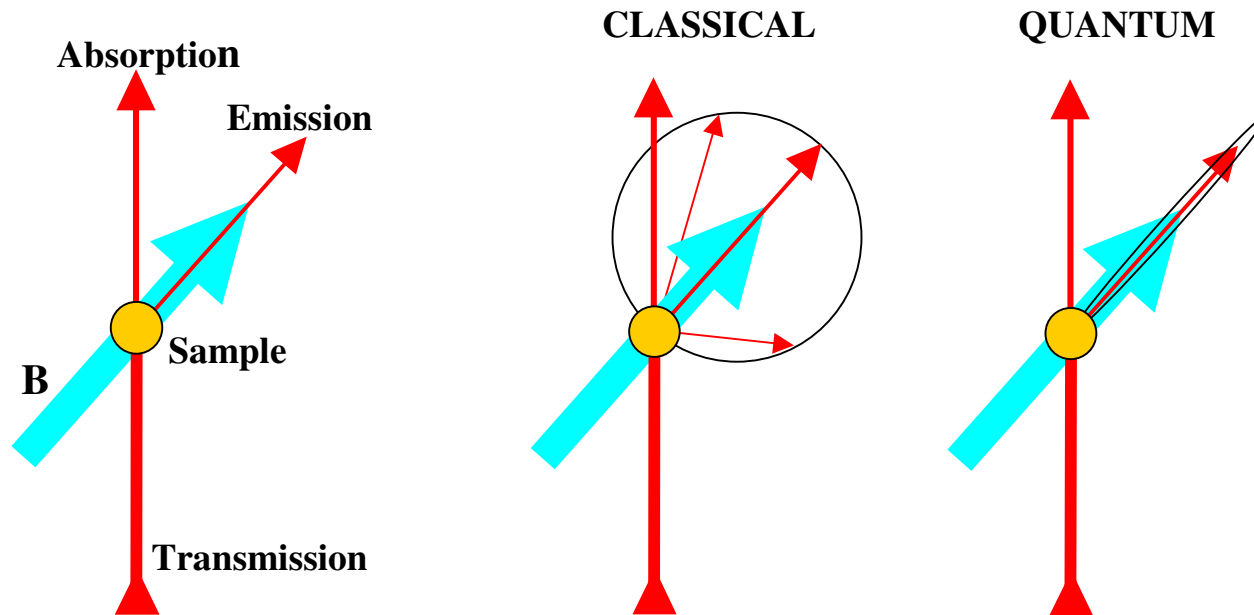
Elmag radiation:

$$\mathbf{E} \perp \mathbf{H}, \mathbf{E} \perp \mathbf{v}, \mathbf{H} \perp \mathbf{v}$$

$$|\mathbf{v}| = c$$

$$|\mathbf{E}|/|\mathbf{H}| = Z_0 (377 \Omega)$$

Directionality of emitted MR radiation: ?! theoretical doubts !?



Directionality of spin radiation: Stan's CONJECTURES

In emission, the outgoing radiation matches the frequency, is **totally** circularly polarized and propagates **strictly** in the direction of the magnetic field (single-spin description)

In absorption, the incoming radiation must match the frequency and have a correct circularly polarized **component** aligned with the field (ensemble description)

Passive spin radiation detection.

Exploit:

(A) Narrow width of resonance lines:

Frequency scans over particular spectral widths.

(B) Multinuclear patterns:

Search for expected combinations

(C) Chirality (circular polarization) C^+ , C^- :

Alternate the chirality of the receiver,
or use two receivers with opposite chiralities.

Measure the differential signals $S(C^+, t_i)$, $S(C^-, t_i)$

(D) Long correlation times (T_2) of spin signals:

Measure correlations $\langle S(C^+, t_i) S(C^+, t_k) \rangle$, $t_k - t_i = \tau$.

(E) Directionality of the radiation.

Frequencies flash out in narrow beams.

Active spin radiation detection.

Exploit also:

(F) Chirality of transmitter C^+ , C^- :

When the chirality is wrong, there is no absorption.
Again, measure differential signals.

In stimulated spin radiation detection.

Exploit also:

(G) Combined Tx-Rx chirality:

Of the 4 combinations, only 1 gives signal.

Use synchronized Tx-Rx chirality sequences.

(H) Slowly-decaying (T_2) responses (FID's):

Use pulsed, chiral transmitters and receivers .

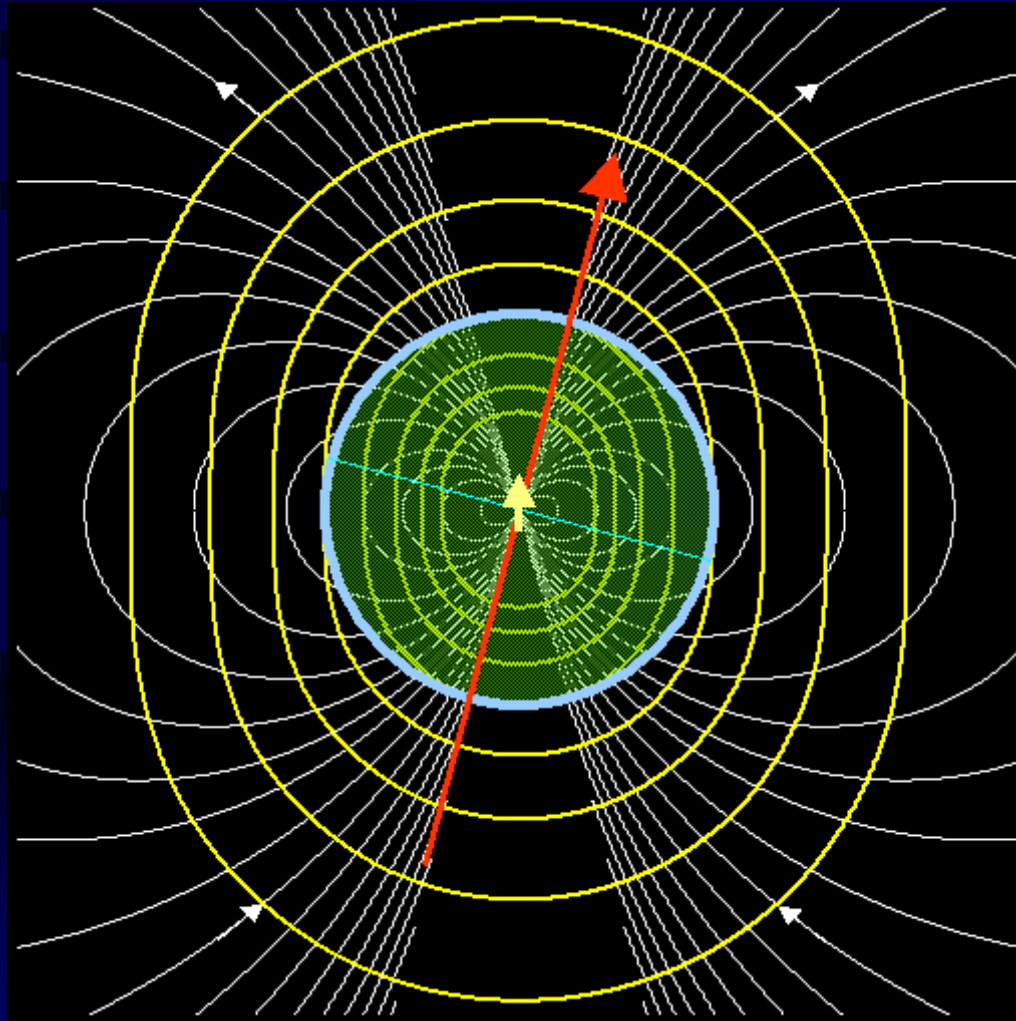
Develop spin-specific measurement sequences.

Hadamard-type methods with variable timing.

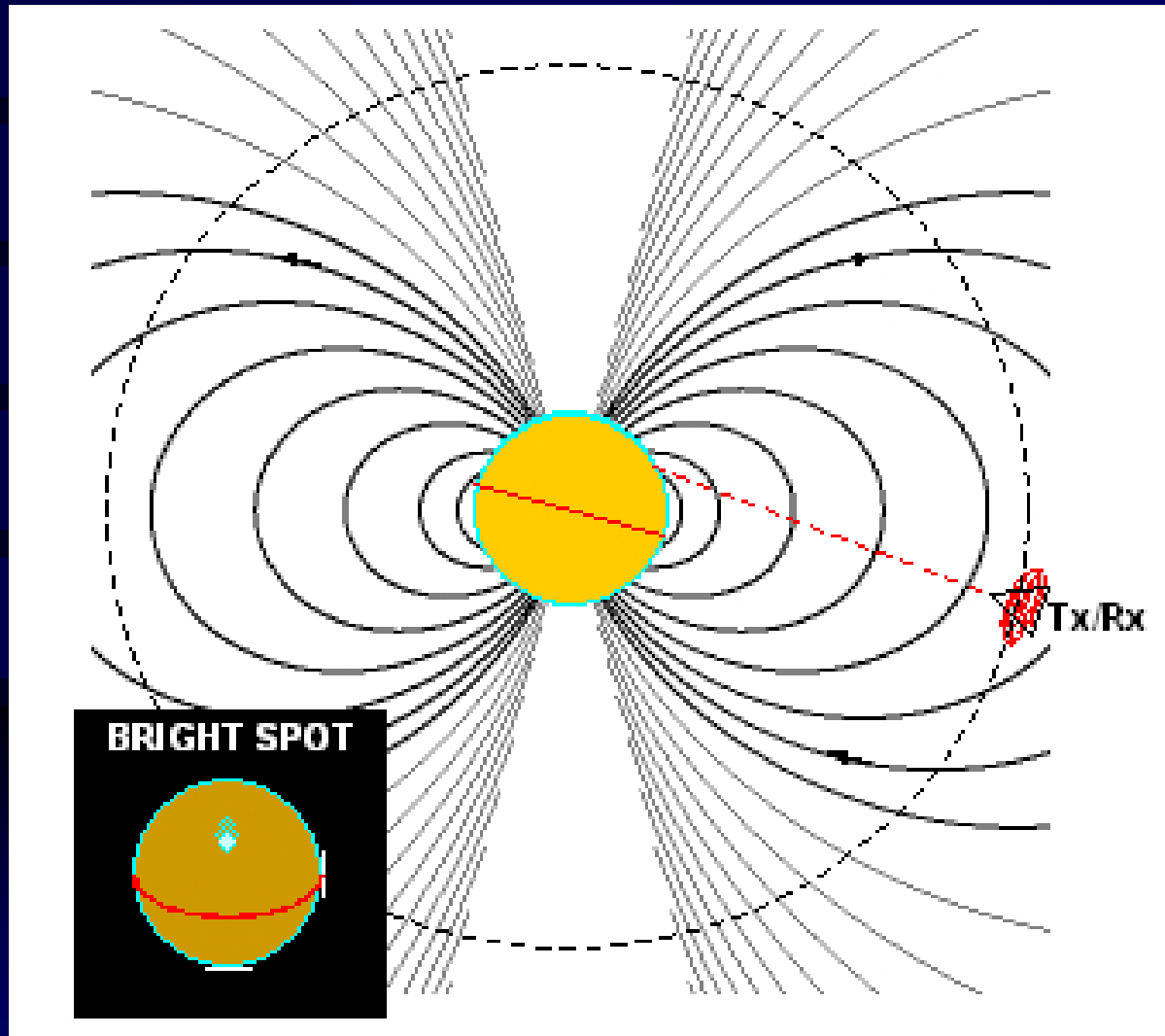
Methods to overcome/exploit time-of-propagation phenomena

Etc, etc.

Dipolar field of a magnetic planet

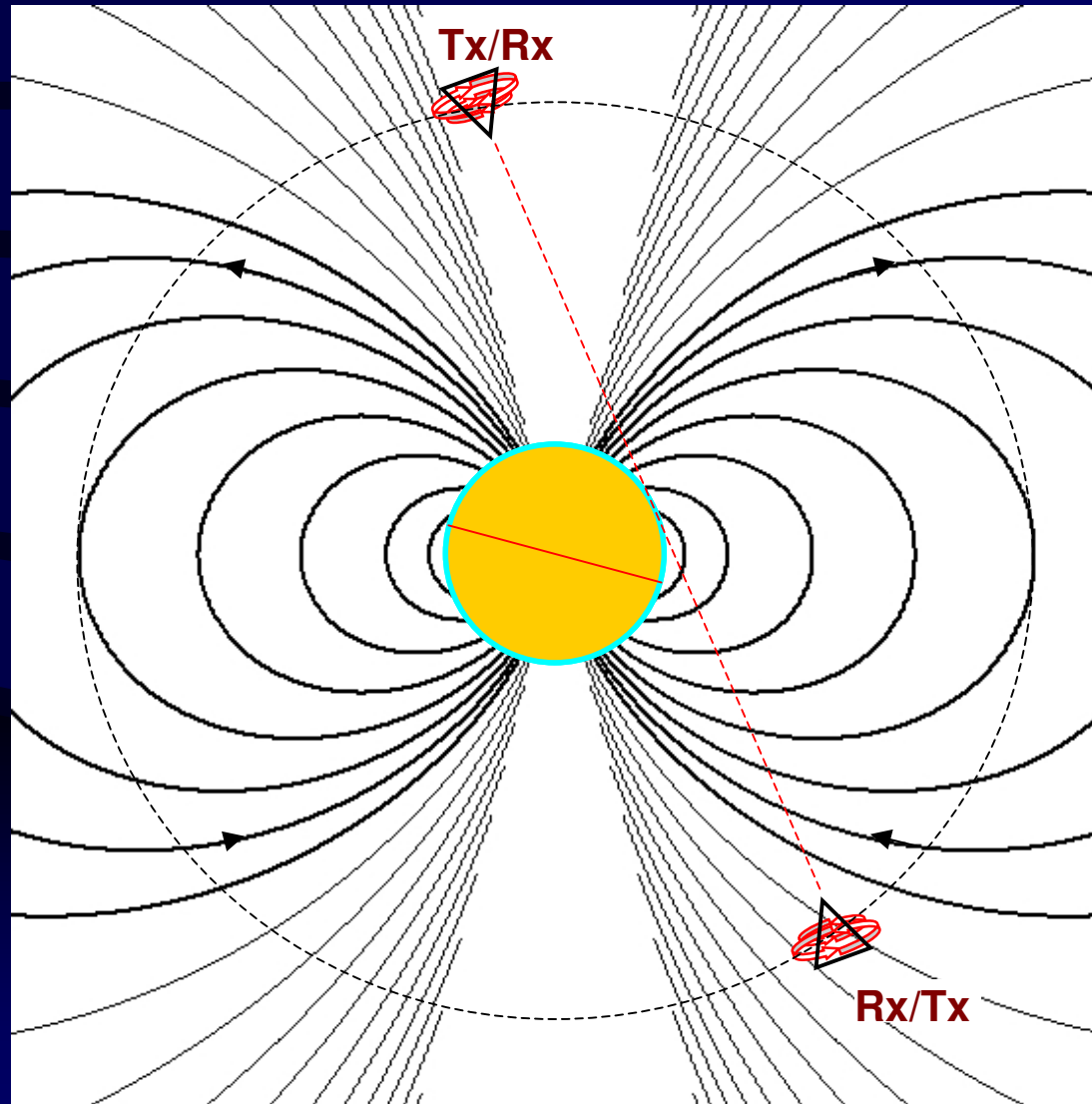


Active MRA with a single spacecraft

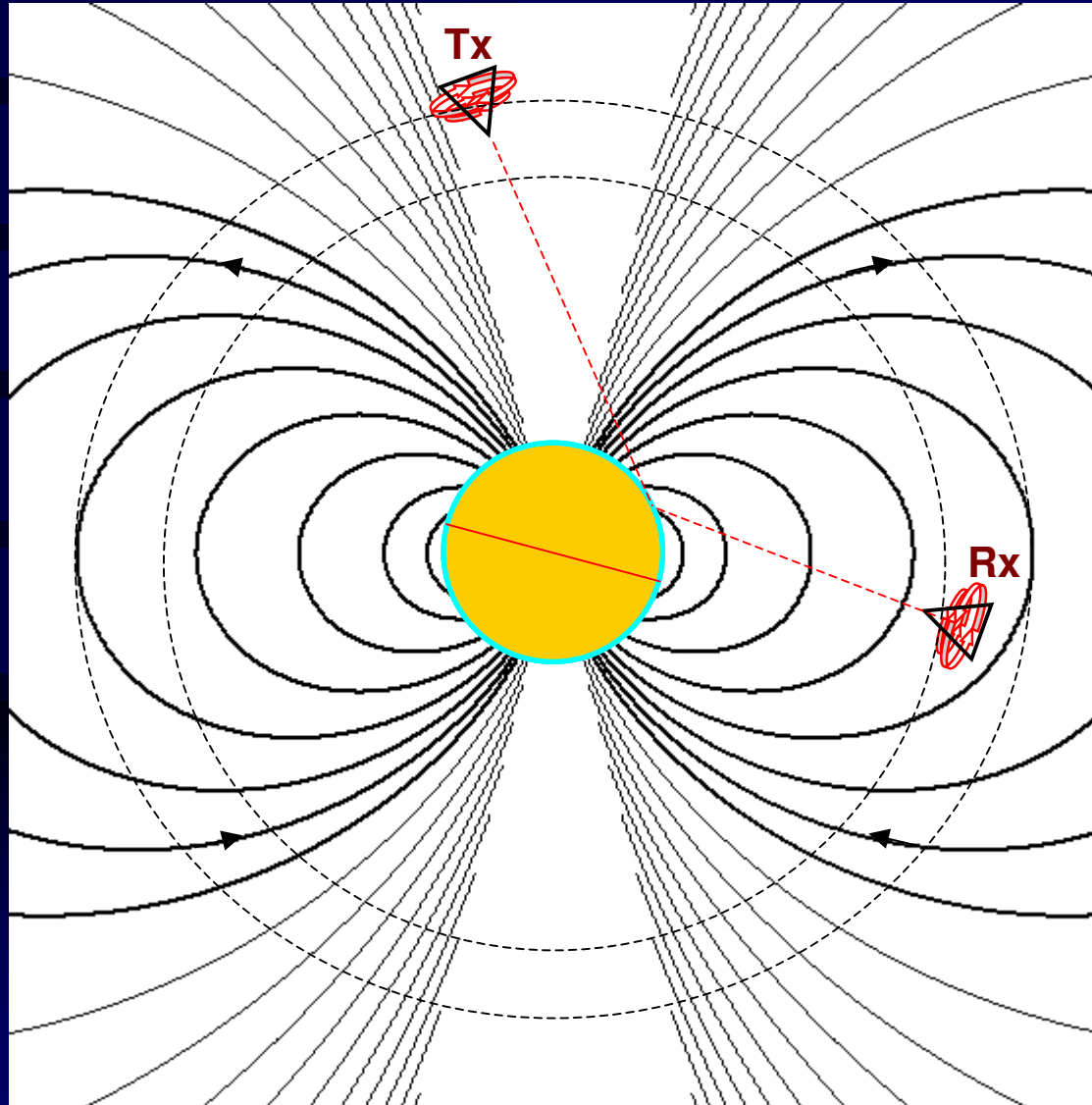


Active MRA with two spacecraft

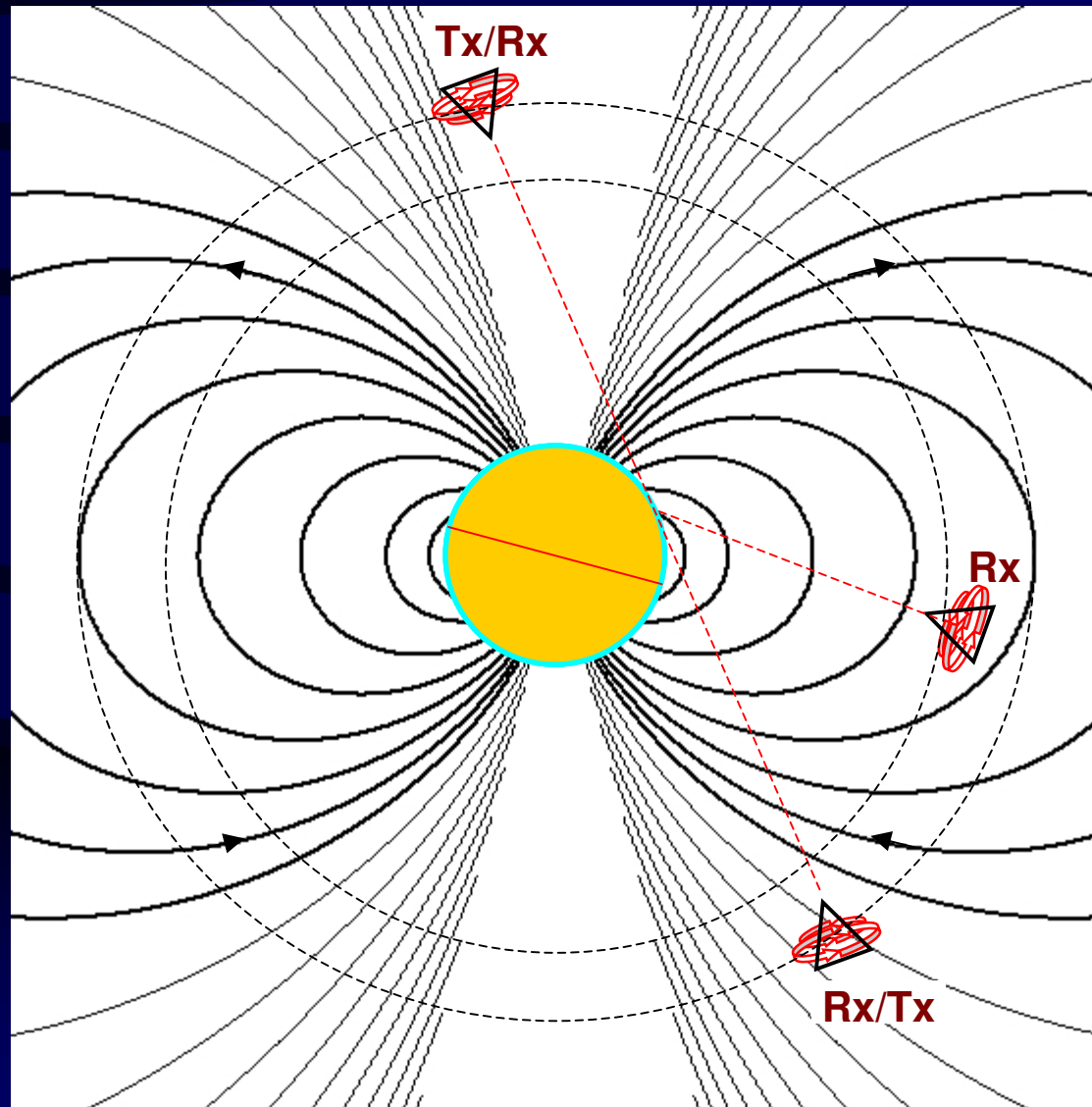
absorption-mode patent grazing



Active MRA with two spacecraft stimulated emission mode

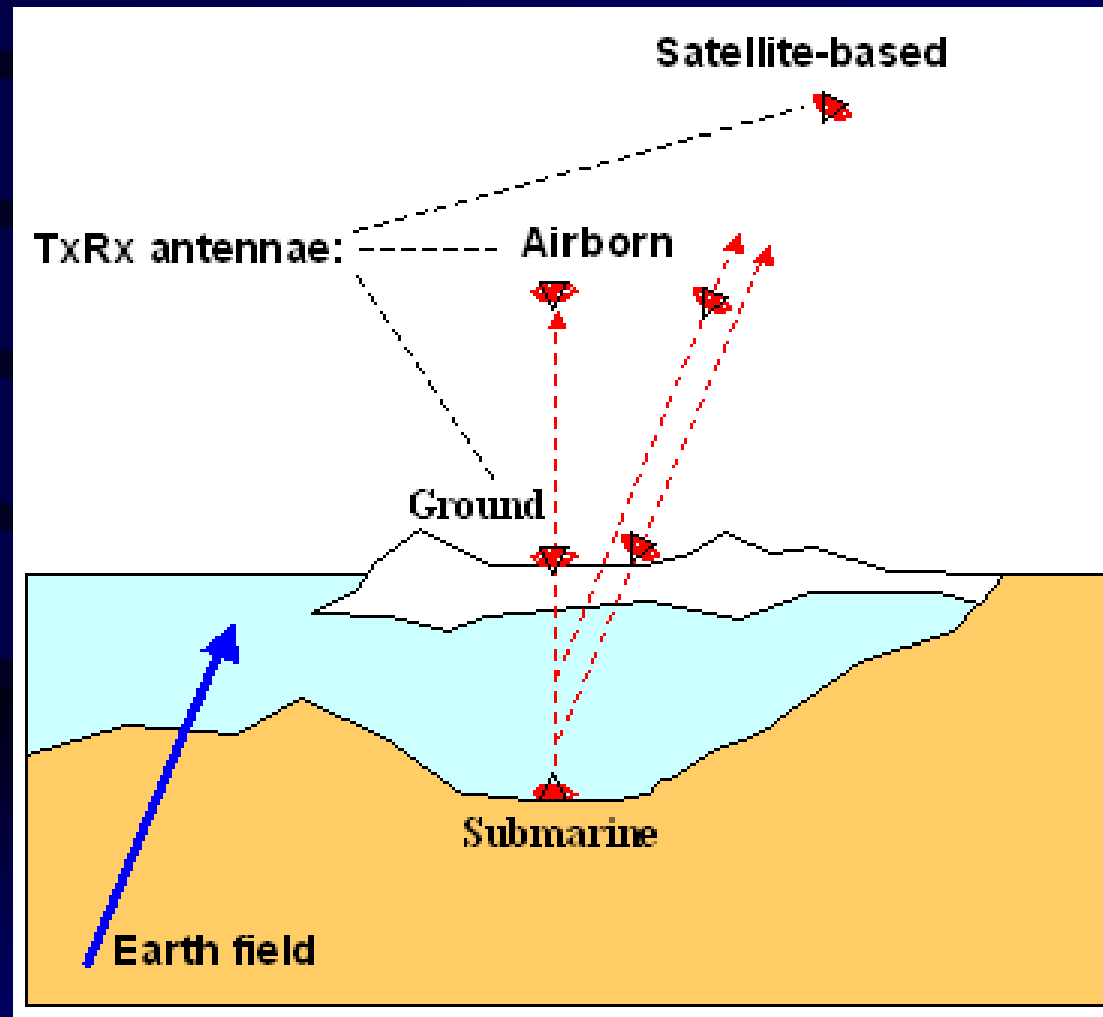


Active MRA with three spacecraft



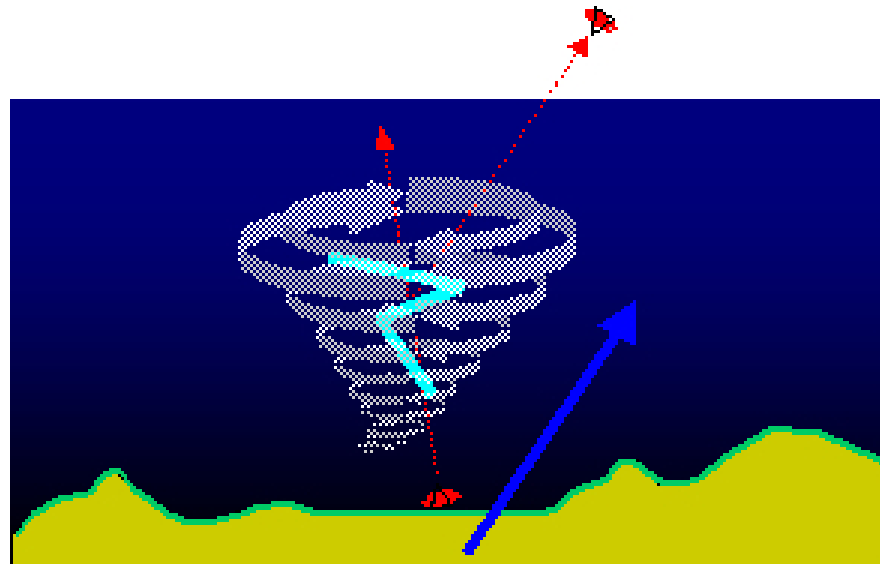
Subplanetary, active MRA

atmospheric phenomena (^1H , e^-)



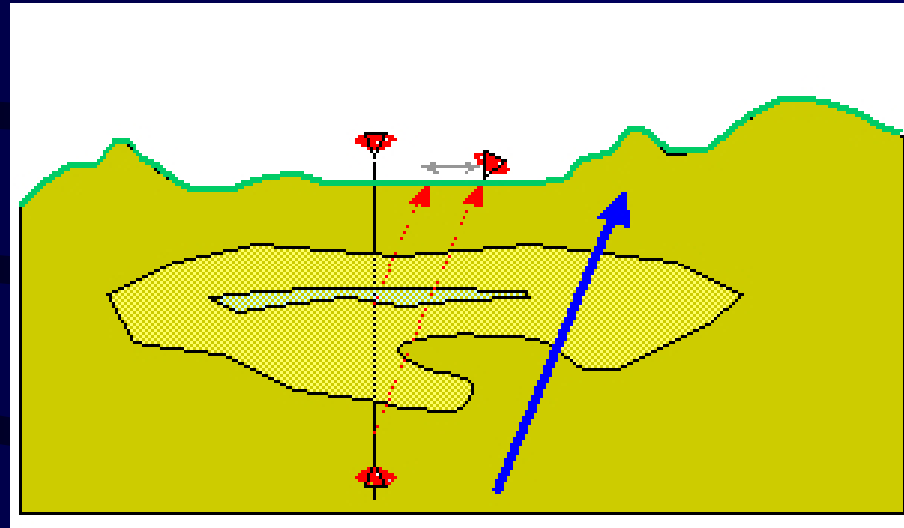
Subplanetary, active MRA

atmospheric phenomena (^1H , e^-)




Subplanetary, active MRA

subsurface prospecting (oil, gas, water)



Yesterday, I was asked:
ARE YOU SERIOUS ?



Today, my answer is: HOW COULD I NOT BE ?!!



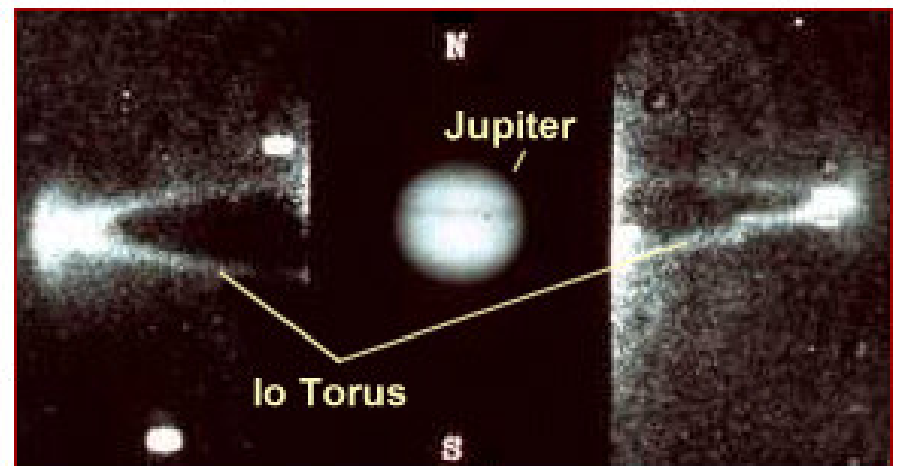
Radio Storms on Jupiter

Giant Jupiter is a source of odd radio noises. Now anyone can listen to them using a NASA-sponsored audio stream on the Internet.

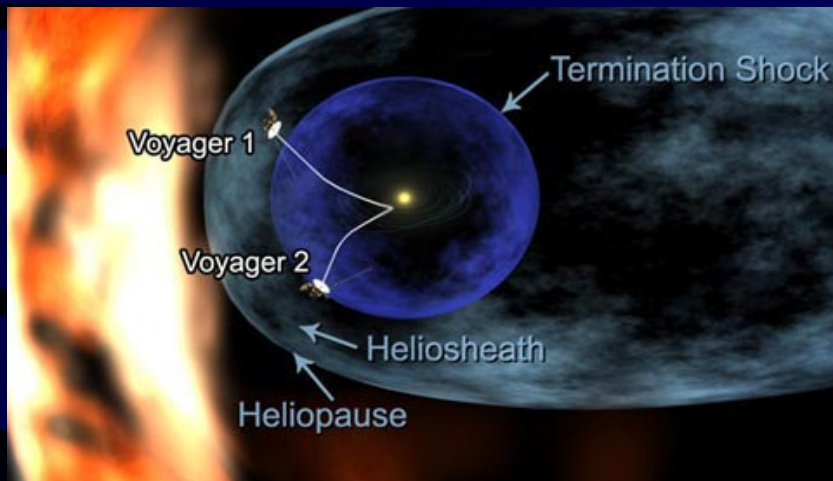


Right: The Io torus, photographed from Earth.
[\[More\]](#)

Jupiter's Io-controlled radio emissions don't go in all directions. The radio laser beam has the shape of a wide hollow cone. If Earth is inside the cone, we hear nothing. If Earth is outside the cone, we also hear nothing. But if Earth is in the narrow edge of the cone, we can hear some strong radio bursts.



Is sensitivity an issue ?



Of course it is,
but consider Voyager:
20 W @ 100 a.u. ($1.5e^{10}$ km)
30 m receiver antenna,
and they keep talking to it !



Thank You All for your **Patience,**

...

**and the Organizers for their
courage to let me talk**

**The exploration of this topic will continue on my
web site www.ebyte.it**

Acknowledgement: This research was funded by my wife